

1	Name of Listed Entity	VST INDUSTRIES LIMITED
2	Scrip code/Name of Scrip/Class of Security	509966/ VSTIND/ Equity
3	Share Holding Pattern Filed under Reg. 31(1)(b) for Quarter ended	30th September, 2016

4 **Declaration:**

	Particulars	Yes	No
1	Whether the Listed Entity has issued any partly paid up shares	-	No
2	Whether the Listed Entity has issued any Convertible Securities or Warrants	-	No
3	Whether the Listed Entity has any shares against which depository receipts are issued	-	No
4	Whether the Listed Entity has any shares in locked-in	-	No
5	Whether any shares held by promoters are pledged or other encumbered	-	No




Table I Summary statement holding of specified securities

Category	Category of shareholder	Nos. of shareholders	No. of fully paid up equity shares held	No. of partly paid up equity shares held	No. of shares underlying Depository Receipts	Total nos. shares held	Shareholding as a % of total no. of shares (calculated as per SCRR, 1957 as a % of (A+B+C2)	No. of Voting Rights held in each class of securities (IX)			No. of shares underlying convertible securities (including warrants)	Shareholding as a % assuming full conversion of convertible securities (as a % of diluted share capital)	Number of locked in shares (XII)		Number of shares pledged or otherwise encumbered (XIII)		Number of equity shares held in dematerialized form (XIV)	
								No. of Voting Rights					Total as a % of (A+B+C)	No.	As a % of total shares held	No.		As a % of total shares held
								Class X	Class Y	Total								
(I)	(II)	(III)	(IV)	(V)	(VI)	(VII)= (IV)+(V)+(VI)	VIII				(X)	(XI)=(VII)+(X) As a % of (A+B+C2)					(XIV)	
[A]	Promoter & Promoter Group	3	4965902	0	0	4965902	32.16	4965902	0	4965902	32.16	0	32.16	0	0	0	0	4965902
[B]	Public	13431	10476018	0	0	10476018	67.84	10476018	0	10476018	67.84	0	67.84	0	0	0	0	9823088
[C]	Non Promoter- Non Public	0	0	0	0	0	0	0	0	0	0	0	0	0	0	NA	NA	0
[C1]	Shares underlying DRS	0	0	0	0	0	NA	0	0	0	0	0	0	0	0	NA	NA	0
[C2]	Shares held by Employee Trusts	0	0	0	0	0	0	0	0	0	0	0	0	0	0	NA	NA	0
	Total	13434	15441920	0	0	15441920	100	15441920	0	15441920	100	0	100	0	0	0	0	14788990



Table II Statement showing shareholding pattern of the Promoter and Promoter Group

(I)	Category & Name of the shareholders	PAN	No. of shareholder (III)	No. of fully paid up equity shares held (IV)	No. of partly paid up equity shares held (V)	No. of shares underlying Depository Receipts (VI)	Total nos. shares held (VII)= (IV)+(V)+(VI)	Shareholding as a % of total no. of shares (calculated as per SCRR, 1957 as a % of (A+B+C2) VIII	No. of Voting Rights held in each class of securities (IX)			No. of shares underlying convertible securities (including warrants) (X)	Shareholding as a % assuming full conversion of convertible securities (as a % of diluted share capital) (XI)=(VII)+(X) As a % of	Number of locked in shares (XII)		Number of shares pledged or otherwise encumbered (XIII)		Number of equity shares held in dematerialized form (XIV)	
									No. of Voting Rights		Total			No.	As a % of total shares held	No.	As a % of total shares held		
									Class A	Class B									as a % of (A+B+C)
(1)	Indian																		
[a]	Individuals/HUF		0	0	0	0	0	0	0	0	0	0	0	0	0	0	0	0	0
[b]	Central Government/ State Government(s)		0	0	0	0	0	0	0	0	0	0	0	0	0	0	0	0	0
[c]	Financial Institutions/Banks		0	0	0	0	0	0	0	0	0	0	0	0	0	0	0	0	0
[d]	Any other		0	0	0	0	0	0	0	0	0	0	0	0	0	0	0	0	0
	Sub-Total (A)(1)		0	0	0	0	0	0	0	0	0	0	0	0	0	0	0	0	0
(2)	Foreign																		
[a]	Individuals(Non-Resident Individuals /Foreign Individuals)		0	0	0	0	0	0	0	0	0	0	0	0	0	0	0	0	0
[b]	Government		0	0	0	0	0	0	0	0	0	0	0	0	0	0	0	0	0
[c]	Institutions		0	0	0	0	0	0	0	0	0	0	0	0	0	0	0	0	0
[d]	Foreign Portfolio Investor		0	0	0	0	0	0	0	0	0	0	0	0	0	0	0	0	0
[e]	Any other (specify)																		
	Bodies Corporate		3	4965902	0	0	4965902	32.16	4965902	0	4965902	32.16	0	32.16	0	0	0	0	4965902
	The Raleigh Investment Company Limited	AADCT3519P	0	3620420	0	0	3620420	23.45	3620420	0	3620420	23.45	0	23.45	0	0	0	0	3620420
	Tobacco Manufacturers (India) Limited	AADCT3518P	0	1278942	0	0	1278942	8.28	1278942	0	1278942	8.28	0	8.28	0	0	0	0	1278942
	Rothmans International Enterprises Limited	AAECR6153N	0	66540	0	0	66540	0.43	66540	0	66540	0.43	0	0.43	0	0	0	0	66540
	Sub-Total (A)(2)		3	4965902	0	0	4965902	32.16	4965902	0	4965902	32.16	0	32.16	0	0	0	0	4965902
	Total Shareholding of Promoter and Promoter Group																		
	A=(A)(1)+(A)(2)		3	4965902	0	0	4965902	32.16	4965902	0	4965902	32.16	0	32.16	0	0	0	0	4965902




Table III Statement showing shareholding pattern of the Public Shareholder

(I)	(II)	(III)	(IV)	(V)	(VI)	(VII)= (IV)+(V)+(VI)	Shareholding as a % of total no. of shares (calculated as per SCRR, 1957 as a % of (A+B+C2) VIII	No. of Voting Rights held in each class of securities (IX)			No. of shares underlying outstanding convertible securities (including warrants) (X)	Shareholding as a % assuming full conversion of convertible securities (as a % of diluted share capital) (XI)=(VII)+(X) As a % of	Number of locked in shares (XII)		Number of shares pledged or otherwise encumbered (XIII)		Number of equity shares held in dematerialized form (XIV)			
								No of Voting Rights					Total as a % of (A+B+C)	No.	As a % of total shares held	No.		As a % of total shares held		
								Class X	Class Y	Total										
(1)	Institutions																			
[a]	Mutual Funds		31	1833664	0	0	1833664	11.87	1833664	0	1833664	11.87	0	11.87	0	0	NA	NA	1833384	
	HDFC Trustee Company Limited	AAATH1809A	5	1375004	0	0	1375004	8.90	1375004	0	1375004	8.90	0	8.90	0	0	NA	NA	1375004	
[b]	Venture Capital Funds		0	0	0	0	0	0.00	0	0	0	0.00	0	0.00	0	0	NA	NA	0	
[c]	Alternate Investment Funds		0	0	0	0	0	0.00	0	0	0	0.00	0	0.00	0	0	NA	NA	0	
[d]	Foreign Venture Capital Investors		0	0	0	0	0	0.00	0	0	0	0.00	0	0.00	0	0	NA	NA	0	
[e]	Foreign Portfolio Investors		19	201094	0	0	201094	1.30	201094	0	201094	1.30	0	1.30	0	0	NA	NA	201094	
[f]	Financial institutions/Banks		20	15814	0	0	15814	0.10	15814	0	15814	0.10	0	0.10	0	0	NA	NA	11220	
[g]	Insurance Companies		4	371335	0	0	371335	2.40	371335	0	371335	2.40	0	2.40	0	0	NA	NA	361585	
	The New India Assurance Co. Ltd	AAACH4165C	1	279702	0	0	279702	1.81	279702	0	279702	1.81	0	1.81	0	0	NA	NA	279702	
[h]	Provident Funds/Pension Funds		0	0	0	0	0	0.00	0	0	0	0.00	0	0.00	0	0	NA	NA	0	
[i]	Any other (specify)		0	0	0	0	0	0.00	0	0	0	0.00	0	0.00	0	0	NA	NA	0	
	Foreign Institutional Investors		11	1335690	0	0	1335690	8.65	1335690	0	1335690	8.65	0	8.65	0	0	NA	NA	1335640	
	Matthews India Fund	AABTW6157F	1	1215704	0	0	1215704	7.87	1215704	0	1215704	7.87	0	7.87	0	0	NA	NA	1215704	
	Sub-Total (B)(1)		85	3757597	0	0	3757597	24.33	3757597	0	3757597	24.33	0	24.33	0	0	NA	NA	3742923	
2	Central Government/ State Government(s)/ President of India		0	0	0	0	0	0	0	0	0	0	0	0	0	0	0	NA	NA	0
	Sub-Total (B)(2)		0	0	0	0	0	0	0	0	0	0	0	0	0	0	0	NA	NA	0




Table III Statement showing shareholding pattern of the Public Shareholder

3	Category & Name of the shareholders (I)	PAN (II)	No. of shareholder (III)	No. of fully paid up equity shares held (IV)	No. of partly paid up equity shares held (V)	No. of shares underlying Depository Receipts (VI)	Total nos. shares held (VII)= (IV)+(V)+(VI)	Shareholding as a % of total no. of shares (calculated as per SCRR, 1957 as a % of (A+B+CZ) VIII	No. of Voting Rights held in each class of securities (IX)			No. of shares underlying convertible securities (including warrants) (X)	Shareholding as a % assuming full conversion of convertible securities (as a % of diluted share capital) (XI)+(VII)+(X) As a % of	Number of locked in shares (XII)		Number of shares pledged or otherwise encumbered (XIII)		Number of equity shares held in dematerialized form (XIV)	
									No of Voting Rights		Total			No.	As a % of total shares held	No.	As a % of total shares held		
									Class 1	Class 2									as a % of (A+B+C)
[a]	Non-Institutions																		
	(i) Individual shareholders holding nominal share capital up to Rs. 2 lakhs		12405	1771120	0	0	1771120	11.47	1771120	0	171120	11.47	0	11.47	0	0	NA	NA	1286038
	(ii) Individual shareholders holding nominal share capital in excess of Rs. 2 lakhs		1	94027	0	0	94027	0.61	94027	0	94027	0.61	0	0.61	0	0	NA	NA	67419
[b]	NBFCs registered with RBI		1	68	0	0	68	0.00	68	0	68	0.00	0	0.00	0	0	NA	NA	68
[c]	Employee Trusts		0	0	0	0	0	0.00	0	0	0	0.00	0	0.00	0	0	NA	NA	0
[d]	Overseas depositories holding DRs		0	0	0	0	0	0.00	0	0	0	0.00	0	0.00	0	0	NA	NA	0
[e]	Any other (specify)																		
	NRIs		228	47579	0	0	47579	0.31	47579	0	47579	0.31	0	0.31	0	0	NA	NA	47579
	NRIs Repatriable		1	614	0	0	614	0.00	614	0	614	0.00	0	0.00	0	0	NA	NA	0
	NRIs Non-repatriable		128	45981	0	0	45981	0.30	45981	0	45981	0.30	0	0.30	0	0	NA	NA	43753
	Trusts		7	14796	0	0	14796	0.10	14796	0	14796	0.10	0	0.10	0	0	NA	NA	14796
	Clearing Members		47	3339	0	0	3339	0.02	3339	0	3339	0.02	0	0.02	0	0	NA	NA	3339
	Bodies Corporates		313	4581933	0	0	4581933	29.67	4581933	0	4581933	29.67	0	29.67	0	0	NA	NA	4577765
	Bright Star Investments Private Limited	AAACB2446C	0	4007118	0	0	4007118	25.95	4007118	0	4007118	25.95	0	25.95	0	0	NA	NA	4007118
	ICICI Lombard General Insurance Company Limited	AAAC17104G	0	329931	0	0	329931	2.14	329931	0	329931	2.14	0	2.14	0	0	NA	NA	329931
	Custodian of Enemy Property		7	119532	0	0	119532	0.77	119532	0	119532	0.77	0	0.77	0	0	NA	NA	0
	HUF		207	39407	0	0	39407	0.26	39407	0	39407	0.26	0	0.26	0	0	NA	NA	39407
	Directors & their relatives		1	25	0	0	25	0.00	25	0	25	0.00	0	0.00	0	0	NA	NA	0
	Sub-Total (B)(3)		13346	6718421	0	0	6718421	43.51	6718421	0	6718421	43.51	0	43.51	0	0	NA	NA	6080165
	Total Public Shareholding B= (B)(1)+(B)(2)+(B)(3)		13431	10476018	0	0	10476018	67.84	10476018	0	10476018	67.84	0	67.84	0	0	NA	NA	9823088

Details of the shareholders acting as persons in concert including their shareholding (No. and %)

Name of the shareholder	Name of the PAC	No. of shares	Holding %
Bright Star Investments Private Limited	Derive Investments #	4007267	25.95

Partnership Firm (Mr. Radhakishan S. Damani & Mr. Gopikishan S. Damani, Partners)

Note: The Company has received this disclosure with respect to shareholding of persons acting in concert in terms of SEBI (Substantial Acquisition of Shares and Takeover) Regulations, 2011

Details of unclaimed shares	No. of shareholders	No. of shares held in demat suspense account
	270	28054



Table IV Statement showing shareholding pattern of the Non Promoter - Non Public Shareholder

(I)	(II)	(III)	(IV)	(V)	(VI)	(VII)= (IV)+(V)+(VI)	Shareholding as a % of total no. of shares (calculated as per SCRR, 1957 as a % of (A+B+C2) VIII	No. of Voting Rights held in each class of securities (IX)				No. of shares underlying outstanding convertible securities (including warrants) (X)	Shareholding as a % assuming full conversion of convertible securities (as a % of diluted share capital) (XI)=(VII)+(X) As a % of	Number of locked in shares (XII)		Number of shares pledged or otherwise encumbered (XIII)		Number of equity shares held in dematerialized form (XIV)	
								No of Voting Rights			Total as a % of (A+B+C)			No.	As a % of total shares held	No.	As a % of total shares held		
								Class X	Class Y	Total									
(1)	Custodian/DR Holder	0	0	0	0	0	0	0	0	0	0	0	0	0	0	0	0	0	0
(2)	Employee Benefit Trust under SEBI (Share based Employee Benefit) Regulations, 2014	0	0	0	0	0	0	0	0	0	0	0	0	0	0	0	0	0	0
	Total Non- Promoter - Non Public Shareholding [C]= [C](1)+[C](2)	0	0	0	0	0	0	0	0	0	0	0	0	0	0	0	0	0	0

