

1	Name of Listed Entity	VST INDUSTRIES LIMITED
2	Scrip code/Name of Scrip/Class of Security	509966/ VSTIND/ Equity
3	Share Holding Pattern Filed under Reg. 31(1)(b) for Quarter ended	31st December, 2016

4 **Declaration:**

	Particulars	Yes	No
1	Whether the Listed Entity has issued any partly paid up shares	-	No
2	Whether the Listed Entity has issued any Convertible Securities or Warrants	-	No
3	Whether the Listed Entity has any shares against which depository receipts are issued	-	No
4	Whether the Listed Entity has any shares in locked-in	-	No
5	Whether any shares held by promoters are pledged or other encumbered	-	No



Table I Summary statement holding of specified securities

Category (I)	Category of shareholder (II)	Nos. of shareholders (III)	No. of fully paid up equity shares held (IV)	No. of partly paid up equity shares held (V)	No. of shares underlying Depository Receipts (VI)	Total nos. shares held (VII)= (IV)+(V)+(VI)	Shareholding as a % of total no. of shares (calculated as per SCRR, 1957 as a % of (A+B+C2) VIII	No. of Voting Rights held in each class of securities (IX)				No. of shares underlying convertible securities (including warrants) (X)	Shareholding as a % assuming full conversion of convertible securities (as a % of diluted share capital) (XI)=(VII)+(X) As a % of (A+B+C2)	Number of locked in shares (XII)		Number of shares pledged or otherwise encumbered (XIII)		Number of equity shares held in dematerialized form (XIV)
								No of Voting Rights			Total as a % of (A+B+C)			No.	As a % of total shares held	No.	As a % of total shares held	
								Class X	Class Y	Total								
[A]	Promoter & Promoter Group	3	4965902	0	0	4965902	32.16	4965902	0	4965902	32.16	0	32.16	0	0	0	0	4965902
[B]	Public	13457	10476018	0	0	10476018	67.84	10476018	0	10476018	67.84	0	67.84	0	0	0	0	9825405
[C]	Non Promoter-Non Public	0	0	0	0	0	0	0	0	0	0	0	0	0	0	NA	NA	0
[C1]	Shares underlying DRS	0	0	0	0	0	NA	0	0	0	0	0	0	0	0	NA	NA	0
[C2]	Shares held by Employee Trusts	0	0	0	0	0	0	0	0	0	0	0	0	0	0	NA	NA	0
	Total	13460	15441920	0	0	15441920	100	15441920	0	15441920	100	0	100	0	0	0	0	14791307




Table II Statement showing shareholding pattern of the Promoter and Promoter Group

(I)	(II)	(III)	(IV)	(V)	(VI)	(VII)= (IV)+(V)+(VI)	Shareholding as a % of total no. of shares (calculated as per SCRR, 1957 as a % of (A+B+C2) VIII	No. of Voting Rights held in each class of securities (IX)				No. of shares underlying outstanding convertible securities (including warrants) (X)	Shareholding as a % assuming full conversion of convertible securities (as a % of diluted share capital) (XI)=(VII)+(X) As a % of	Number of locked in shares (XII)		Number of shares pledged or otherwise encumbered (XIII)		Number of equity shares held in dematerialized form (XIV)	
								No of Voting Rights			Total as a % of (A+B+C)			No.	As a % of total shares held	No.	As a % of total shares held		
								Class X	Class Y	Total									
(1)	Indian																		
[a]	Individuals/HUF		0	0	0	0	0	0	0	0	0	0	0	0	0	0	0	0	0
[b]	Central Government/ State Government(s)		0	0	0	0	0	0	0	0	0	0	0	0	0	0	0	0	0
[c]	Financial Institutions/Banks		0	0	0	0	0	0	0	0	0	0	0	0	0	0	0	0	0
[d]	Any other		0	0	0	0	0	0	0	0	0	0	0	0	0	0	0	0	0
	Sub-Total (A)(1)		0	0	0	0	0	0	0	0	0	0	0	0	0	0	0	0	0
(2)	Foreign																		
[a]	Individuals(Non- Resident Individuals /Foreign Individuals)		0	0	0	0	0	0	0	0	0	0	0	0	0	0	0	0	0
[b]	Government		0	0	0	0	0	0	0	0	0	0	0	0	0	0	0	0	0
[c]	Institutions		0	0	0	0	0	0	0	0	0	0	0	0	0	0	0	0	0
[d]	Foreign Portfolio investor		0	0	0	0	0	0	0	0	0	0	0	0	0	0	0	0	0
[e]	Any other (specify)																		
	Bodies Corporate		3	4965902	0	0	4965902	32.16	4965902	0	4965902	32.16	0	32.16	0	0	0	0	4965902
	The Raleigh Investment Company Limited	AADCT3519P	0	3620420	0	0	3620420	23.45	3620420	0	3620420	23.45	0	23.45	0	0	0	0	3620420
	Tobacco Manufacturers (India) Limited	AADCT3518P	0	1278942	0	0	1278942	8.28	1278942	0	1278942	8.28	0	8.28	0	0	0	0	1278942
	Rothmans International Enterprises Limited	AAECR6153N	0	66540	0	0	66540	0.43	66540	0	66540	0.43	0	0.43	0	0	0	0	66540
	Sub-Total (A)(2)		3	4965902	0	0	4965902	32.16	4965902	0	4965902	32.16	0	32.16	0	0	0	0	4965902
	Total Shareholding of Promoter and Promoter Group																		
	A=(A)(1)+(A)(2)		3	4965902	0	0	4965902	32.16	4965902	0	4965902	32.16	0	32.16	0	0	0	0	4965902




Table III Statement showing shareholding pattern of the Public Shareholder

(I)	(II)	(III)	(IV)	(V)	(VI)	(VII)= (IV)+(V)+(VI)	Shareholding as a % of total no. of shares (calculated as per SCRR, 1957 as a % of (A+B+C2) VIII	No. of Voting Rights held in each class of securities (IX)			No. of shares underlying outstanding convertible securities (including warrants) (X)	Shareholding as a % assuming full conversion of convertible securities (as a % of diluted share capital) (XI)=(VII)+(X) As a % of	Number of locked in shares (XII)		Number of shares pledged or otherwise encumbered (XIII)		Number of equity shares held in dematerialized form (XIV)	
								No of Voting Rights					Total as a % of (A+B+C)	No.	As a % of total shares held	No.		As a % of total shares held
								Class X	Class Y	Total								
(1)	Institutions																	
[a]	Mutual Funds																	
	DSP Blackrock Balanced Fund	AAAJD0430B	28	1833726	0	0	1833726	11.87	1833726	0	1833726	11.87	0	0	0	0	0	1833446
	HDFC Trustee Co.Ltd.	AAATH1809A	3	235301	0	0	235301	1.52	235301	0	235301	1.52	0	0	0	0	0	235301
			5	1374208	0	0	1374208	8.90	1374208	0	1374208	8.90	0	0	0	0	0	1374208
[b]	Venture Capital Funds		0	0	0	0	0	0.00	0	0	0	0.00	0	0	0	0	0	0
[c]	Alternate Investment Funds		0	0	0	0	0	0.00	0	0	0	0.00	0	0	0	0	0	0
[d]	Foreign Venture Capital Investors		0	0	0	0	0	0.00	0	0	0	0.00	0	0	0	0	0	0
[e]	Foreign Portfolio Investors		27	1488432	0	0	1488432	9.64	1488432	0	1488432	9.64	0	0	0	0	0	1488432
[f]	Financial institutions/Banks		20	15934	0	0	15934	0.10	15934	0	15934	0.10	0	0	0	0	0	11340
[g]	Insurance Companies		4	353419	0	0	353419	2.29	353419	0	353419	2.29	0	0	0	0	0	343669
	The New India Assurance Co. Ltd	AAACN4165C	1	264702	0	0	264702	1.71	264702	0	264702	1.71	0	0	0	0	0	264702
[h]	Provident Funds/Pension Funds		0	0	0	0	0	0.00	0	0	0	0.00	0	0	0	0	0	0
(i)	Any other (specify)		0	0	0	0	0	0.00	0	0	0	0.00	0	0	0	0	0	0
	Foreign Institutional Investors		3	18033	0	0	18033	0.12	18033	0	18033	0.12	0	0	0	0	0	17983
	Matthews India Fund	AABTM6157F	1	1185704	0	0	1185704	7.68	1185704	0	1185704	7.68	0	0	0	0	0	1185704
	Sub-Total (B)(1)		82	3709544	0	0	3709544	24.02	3709544	0	3709544	24.02	0	0	0	0	0	3694870
2	Central Government/ State Government(s)/ President of India		0	0	0	0	0	0	0	0	0	0	0	0	0	0	0	0
	Sub-Total (B)(2)		0	0	0	0	0	0	0	0	0	0	0	0	0	0	0	0




Table III Statement showing shareholding pattern of the Public Shareholder

(I)	Category & Name of the shareholders	PAN	No. of shareholder	No. of fully paid up equity shares held	No. of partly paid up equity shares held	No. of shares underlying Depository Receipts	Total shares nos. held (VII)= (IV)+(V)+(VI)	Shareholding as a % of total no. of shares (calculated as per SCRR, 1957 as a % of (A+B+C2) VIII	No. of Voting Rights held in each class of securities (IX)			No. of shares underlying convertible securities (including warrants) (X)	Shareholding as a % assuming full conversion of convertible securities (as a % of diluted share capital) (XI)=(VII)+(X) As a % of	Number of locked in shares (XII)		Number of shares pledged or otherwise encumbered (XIII)		Number of equity shares held in dematerialized form (XIV)	
									No of Voting Rights					Total as a % of (A+B+C)	No.	As a % of total shares held	No.		As a % of total shares held
									Class X	Class Y	Total								
3	Non-Institutions																		
[a]	[i] Individual shareholders holding nominal share capital up to Rs. 2 lakhs		12389	1769930	0	0	1769930	11.46	1769930	0	1769930	11.46	0	11.46	0	0	NA	NA	1287165
	[ii] Individual shareholders holding nominal share capital in excess of Rs. 2 lakhs		4	136959	0	0	136959	0.89	136959	0	136959	0.89	0	0.89	0	0	NA	NA	110351
[b]	NBFCs registered with RBI		2	1579	0	0	1579	0.01	1579	0	1579	0.01	0	0.01	0	0	NA	NA	1579
[c]	Employee Trusts		0	0	0	0	0	0.00	0	0	0	0.00	0	0.00	0	0	NA	NA	0
[d]	Overseas depositories holding DRs		0	0	0	0	0	0.00	0	0	0	0.00	0	0.00	0	0	NA	NA	0
[e]	Any other (specify)																		
	NRIs		229	47671	0	0	47671	0.31	47671	0	47671	0.31	0	0.31	0	0	NA	NA	47671
	NRIs Repatriable		1	614	0	0	614	0.00	614	0	614	0.00	0	0.00	0	0	NA	NA	0
	NRIs Non-repatriable		132	45985	0	0	45985	0.30	45985	0	45985	0.30	0	0.30	0	0	NA	NA	43757
	Trusts		7	14796	0	0	14796	0.10	14796	0	14796	0.10	0	0.10	0	0	NA	NA	14796
	Clearing Members		69	2486	0	0	2486	0.02	2486	0	2486	0.02	0	0.02	0	0	NA	NA	2486
	Bodies Corporates		335	4588622	0	0	4588622	29.72	4588622	0	4588622	29.72	0	29.72	0	0	NA	NA	4584455
	Bright Star Investments Private Limited	AAACB2446C	0	4007118	0	0	4007118	25.95	4007118	0	4007118	25.95	0	25.95	0	0	NA	NA	4007118
	ICICI Lombard General Insurance Company Limited	AAACI7104G	0	329931	0	0	329931	2.14	329931	0	329931	2.14	0	2.14	0	0	NA	NA	329931
	Custodian of Enemy Property		7	119532	0	0	119532	0.77	119532	0	119532	0.77	0	0.77	0	0	NA	NA	0
	HUF		199	38275	0	0	38275	0.25	38275	0	38275	0.25	0	0.25	0	0	NA	NA	38275
	Directors & their relatives		1	25	0	0	25	0.00	25	0	25	0.00	0	0.00	0	0	NA	NA	0
	Sub-Total (B)(3)		13375	6766474	0	0	6766474	43.82	6766474	0	6766474	43.82	0	43.82	0	0	NA	NA	6130535
	Total Public Shareholding B=																		
	(B)(1)+(B)(2)+(B)(3)		13457	10476018	0	0	10476018	67.84	10476018	0	10476018	67.84	0	67.84	0	0	NA	NA	9825405

Details of the shareholders acting as persons in concert including their shareholding (No. and %)

Name of the shareholder	Name of the PAC	No. of shares	Holding %

Details of unclaimed shares	No. of shareholders	No. of shares held in demat suspense account



Table IV Statement showing shareholding pattern of the Non Promoter - Non Public Shareholder

(I)	(II)	(III)	(IV)	(V)	(VI)	(VII)= (IV)+(V)+(VI)	Shareholding as a % of total no. of shares (calculated as per SCRR, 1957 as a % of (A+B+C2) VIII	No. of Voting Rights held in each class of securities (IX)				No. of shares underlying outstanding convertible securities (including warrants) (X)	Shareholding as a % assuming full conversion of convertible securities (as a % of diluted share capital) (XI)=(VII)+(X) As a % of	Number of locked in shares (XII)		Number of shares pledged or otherwise encumbered (XIII)		Number of equity shares held in dematerialized form (XIV)	
								No of Voting Rights			Total as a % of (A+B+C)			No.	As a % of total shares held	No.	As a % of total shares held		
								Class X	Class Y	Total									
(1)	Custodian/DR Holder		0	0	0	0	0	0	0	0	0	0	0	0	0	0	0	0	0
(2)	Employee Benefit Trust under SEBI (Share based Employee Benefit) Regulations, 2014		0	0	0	0	0	0	0	0	0	0	0	0	0	0	0	0	0
	Total Non- Promoter - Non Public Shareholding [C]= [C](1)+[C](2)		0	0	0	0	0	0	0	0	0	0	0	0	0	0	0	0	0

